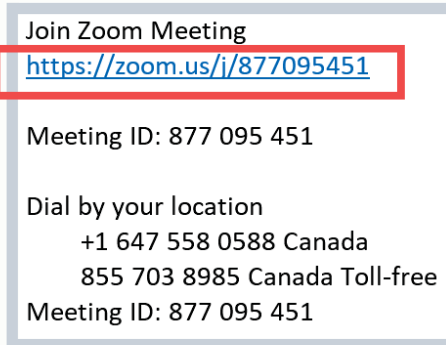
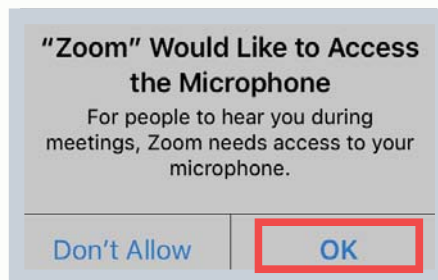


Joining a Meeting from a Smartphone or Tablet


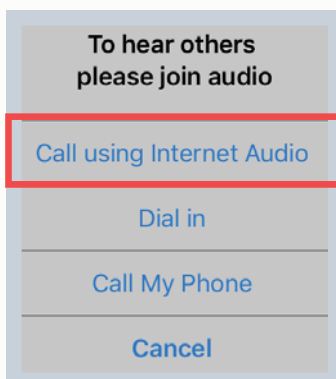
- 1** You will receive an email from your healthcare provider. When you open the email you will see a link to the Zoom meeting. Click the "Join Zoom Meeting" link



- 2** A pop up will appear asking you to enter your name. This name will appear on the healthcare provider's screen so that they are aware who has joined the meeting. Enter your name and click "continue". Another pop up will ask to access your microphone, click "OK"



- 3** You will see a screen that gives you options to join the meeting. Select "call using internet audio". You should now see a large image from the healthcare provider's camera in the middle of the screen, and a small image from your camera in the corner



- 4** Touch the screen for the toolbar to appear. You can click "unmute" to speak or "start video" to turn your camera on. To leave the meeting, click the "leave meeting" button

